


# East Sussex County Council Schools Forum

East Sussex  
County Council



Friday 29th September 2017

08.30

Wellshurst Golf and Country Club

## Agenda

Item	Heading	Paper	Lead	Item for
1.	Welcome and Apologies	N	Chair	Note
2.	Minutes of previous meeting – 14 <sup>th</sup> July 2017	Y	Chair	Approval
3.	Matters Arising	Y	Chair	Discussion
4.	Election of Chair and Vice Chair	N	Clerk to Governors	Approval
5.	De-delegated Items	Y	Jill Fisher	Approval
6.	SLES DSG Expenditure paper	Y	Elizabeth Funge	Information
7.	ESCC Funding Formula 2018-19 Consultation Update	Y	Ed Beale	Information
8.	NFF – Update	Y	Ed Beale	Information
9.	AOB			

**Next Meeting: Friday 29 Nov 2017, 8.30am, Wellshurst Golf and Country Club**

### Draft Items for next meeting

- DSG expenditure update (Early Help)
- High Needs update
- Growth Fund / Falling Rolls


This page is intentionally left blank

Primary Headteachers	Primary School Governors
<p><b>Shirley Frankis (Woodlands Federation) - APOLOGIES</b></p> <p>Linda Appleby (Little Common Primary) Richard Thomas (Pevensey &amp; Westham Primary) Debbie Gilbert (Burwash CE Primary) Richard Blakeley (Parkside Primary)</p>	<p>Jane Johnson (Newick CE Primary) Geoffry Lucas (Etchingam CE Primary) Vicky Richards (St Mark's CE Primary)</p>
Secondary Headteachers	Secondary School Governors
<p>Hugh Hennebry (UCTC) Helen Key (Chailey) Emily Beer (Willingdon Community)</p>	<p>Monica Whitehead (Claverham Community College)</p>
Special School Headteacher	Special School Governor
<p><b>Sophie Gurney (Hazel Court School) - APOLOGIES</b></p>	<p>Vacancy</p>
Pupil Referral Unit	
<p>Frank Stanford – (Sabden Multi Academy Trust)</p>	
Academy Representatives	Non School Members
<p>John Greenwood (Aurora Academy Trust) (Chair) James Freeston (King Offa Primary Academy) <b>Keith Pailthorpe (The Eastbourne Academy) APOLOGIES</b> Anna Robinson (Beacon Academy) Richard Preece (Saxon Mount and Torfield) Phil Matthews (Hailsham Community College) VACANCY</p>	<p>Lesley Brown (Early Years) – <b>DID NOT ATTEND</b> Dave Brinson (Trade Union Representative) – <b>DID NOT ATTEND</b> Joanna Sanchez (Diocese of Arundel and Brighton) <b>Alison Flynn (Diocese of Chichester) - APOLOGIES</b> Mike Hopkins (16-19 representative) – <b>DID NOT ATTEND</b></p>
Officers	Observer
<p>Fiona Wright, Assistant Director (Education &amp; ISEND)</p>	<p>Councillor Bob Standley (Lead Member for Education and Inclusion, Special Educational Needs and Disability)</p>
<p>Jill Fisher (Finance Manager, Strategy and Schools)</p>	<p><b>Stuart Gallimore (Director Children's Services) - APOLOGIES</b></p>
<p>Edward Beale (Schools Funding Manager)</p>	
<p>Mark Whiffin (Head of Finance)</p>	
<p>Emily Taylor (Project Delivery Manager, HNB Review)</p>	
<p>Kirsten Coe (Principal Finance Officer)</p>	
<p>Martin Kelly (Strategy Manager, Apprenticeship Levy) – <b>DID NOT ATTEND</b></p>	
<p>Phyllis Allwood (Clerk)</p>	

No.	ITEM	ACTIONS
1.0	<b>WELCOME AND APOLOGIES</b>	
	<p>The Chair opened the meeting by welcoming Lesley Brown as the new Early Years representative (not in attendance) . The Chair also welcomed Cllr Bob Standley, together with Dave Brinson as the new trade union representative (not in attendance). The Chair expressed his thanks to Ian Thomas (the outgoing trade union representative) who had been on Forum for quite some time; the Chair gave thanks to Ian for the contributions and time spent with the group. The Chair also informed Forum of the resignation of Jenny Jones, St Leonards Academy, who had spent many years putting a huge amount of time and contribution into Forum especially representing those from the Hastings area. The Chair wished her well for the future.</p>	
1.1	<p><b>Apologies received from:</b></p> <ul style="list-style-type: none"> <li>• Keith Pailthorpe (The Eastbourne Academy)</li> <li>• Shirley Frankis (Woodlands Federation)</li> <li>• Sophie Gurney (Hazel Court School)</li> <li>• Alison Flynn (Diocese of Chichester)</li> <li>• Stuart Gallimore (Director of Children’s Services)</li> </ul>	
2.0	<b>MINUTES OF PREVIOUS MEETING – 17 MARCH 2017</b>	
2.2	Minutes were signed off by the Chair as a true record. (Noted May meeting was cancelled).	
3.0	<b>MATTERS ARISING</b>	
	There were no matters arising from the Minutes.	
4.0	<b>DSG MONITORING</b>	
	<p>Ed Beale made reference to the report issued. The report provided information on what the DSG that was carried forward from 2016/17 is being used for in 2017/18. A question was asked in regards to the ‘Centrally Managed Schools Allocation’ of £108k. It was explained that these funds were to be issued to schools and academies in July based on pupil numbers. A request was made for a breakdown of the Schools Projects Section and an update on the impact of the strategies / projects. (£220k and £10k) *</p> <p>The matter of recruitment and retention was referred to. Forum was informed of a number of media presentations including radio which were being undertaken. Website had taken a high number of hits. Presentations to primary and secondary headteachers have also been undertaken.</p> <p>*The £10k has been used for the ‘Finding the Spark’ campaign which relates to the recruitment and retention of teachers and governors. This has involved a radio campaign £6,000 and facebook campaign £3,000 and funds for teacher awards and activity with Canterbury University.</p> <p>The £220k relates to supporting schools with amongst other things an SEN attendance campaign and supporting school improvement in relation to the recent bidding for school improvement funding by schools. There is a second round of bidding in October and once the bidding is complete, this funding will be used to support the schools during the current academic year.</p>	FW/EB
5.0	<b>HIGH NEEDS BLOCK REVIEW - UPDATE</b>	
	Emily Taylor presented the paper to give an update on the High Needs Block Review Project	

No.	ITEM	ACTIONS
	<p>currently being undertaken. A summary of the project was given. Regular updates will be submitted to Forum in the future.</p> <p>Emily Beer (Willingdon Community) thanked ET and the High Needs team and encouraged colleagues to engage with and support the initiatives outlined by ET.</p> <p>It was noted there was under-representation in some areas including alternative provision. The Chair requested Forum to encourage colleagues to speak with the Review Team to support the work they are undertaking, stressing the importance of their participation in the review and added his thanks to Emily and the team for the work they are doing to shape the future of SEN provision.</p>	
<b>6.0</b>	<p><b>ADMISSIONS EXPENDITURE BREAKDOWN</b></p> <p>Fiona Wright presented the paper to Forum. The paper was for information purposes and followed on from the January Schools Forum whereby the LA was presenting various papers during the year to give an overview on various central budgets.</p> <p>The paper gave an overview of the background, summary of information and costs together with the key activities of the Admissions &amp; Transport Team and benchmarking information.</p>	
<b>7.0</b>	<p><b>FUNDING FORMULA 2018-19 WORKING GROUP</b></p> <p>Ed Beale presented the paper to Forum. Two meetings of the FFWG had taken place. The FFWG had identified recommendations for 2018/19 which were brought to Forum for discussion. .</p> <p>The recommendations were discussed and the rationale for them explained. Hugh Henneby reassured Forum that the FFWG had not made assumptions about the outcome of the NFF but focussed on the principles of supporting pupil characteristics. A full discussion ensued regarding whether information on funding for 2018/19 might be provided from Government before the summer holiday. It was agreed that if specific information was received by the end of July confirming an increase in funding overall of more than 3%, then the Working Party would convene to look at the whether it would be beneficial to amend the capping % .</p> <p>If information was not forthcoming, it was agreed the consultation would run from 1 August to 19 September and the results brought back to Schools Forum on 29 September where Forum would make a final recommendation to Lead Member.</p> <p>The Chair thanked the Working Group for the recommendations, noting this work was time consuming and complex.</p>	
<b>8.0</b>	<p><b>APPRENTICESHIP LEVY - UPDATE</b></p> <p>Jill Fisher gave a verbal update to Forum in the absence of Martin Kelly. The report outlined initiatives to support schools to obtain maximum benefit from the Apprenticeship Levy. Breakfast Briefings on the matter had been organised for the Autumn term which colleagues were encouraged to attend.</p> <p>The update noted the disparity of the pay rate for apprentices in East Sussex compared to neighbouring LA's. This matter would be going out to consultation in the autumn term.</p>	
<b>9.0</b>	<p><b>FORUM CONSTITUTION, MEMBERSHIP AND VACANCIES</b></p> <p>Jill Fisher presented copies of the constitution and a document which showed the current membership numbers and split of phases. It was confirmed that membership is reviewed regularly to ensure appropriate representation continues especially as schools convert to academies and that no changes to the membership were required at this time.</p> <p>The constitution was also shared. There were no changes required from a local perspective and the DfE had not made any changes to the document since Forum last reviewed it.</p>	

No.	ITEM	ACTIONS
	Action: Forum were asked to note the unchanged constitution and membership structure.	
<b>10.0</b>	<b>ANY OTHER BUSINESS</b>	
	None	
	<b>Meeting concluded at 0945 hours</b> <b>Next meeting 0830 hours on Friday, 29 September, 2017</b>	



## Agenda Item 5

Report to: Schools Forum

Date: 29 September 2017

Title of Report: De-delegating budgets for Primary and Secondary maintained schools

By: Jill Fisher, Finance Manager

Purpose of Report: To advise Forum which budgets were de-delegated by schools in 2017/18, and seek approval on de-delegated budgets for 2018/19.

### Recommendation:

**The Primary and Secondary maintained Schools Forum Representatives are asked to decide which services should be provided centrally by the Authority for 2018/19**

## 1. Background

1.1 Since 2013/14 the Department for Education (DfE) has allowed the Schools Forum to agree to de-delegate budgets for certain services provided centrally by the Local Authority (LA). The DfE have confirmed that this arrangement will continue for financial year 2018/19.

1.2 The funding is automatically delegated to Academies who can choose to access some of the services by purchasing from East Sussex Services to Schools.

1.3 The services to be considered for de-delegation in 2018/19 are shown below and Schools Forum can agree to de-delegate a service in 2018/19 where it chose not to in 2017/18.

- contingencies
- behaviour support services
- support for minority ethnic pupils
- administration of free school meals
- jury service and union business

1.4 In 2017/18, the following decisions were agreed at schools forum on de-delegated services.

	PRIMARY	SECONDARY
	De-delegated in 2017/18	De-delegated in 2017/18
Contingency	Yes	Yes
Behaviour support services	Yes	No
Support for minority ethnic pupils	Yes	Yes
Free meal eligibility	Yes	Yes
Jury service and union business	Yes	Yes

1.5 Only members of the Schools Forum representing maintained primary and secondary schools will be entitled to vote on the 2018/19 proposals. Representatives of each phase will vote separately.

## 2. The Services

- 2.1 Descriptions of the services which can be provided centrally to maintained schools are set out below in Appendix A.
- 2.2 The de-delegated funding for 2017/18 to schools and Academies for these services is summarised in Appendix D.
- 2.3 The potential amounts to be de-delegated to the LA are based on the data at 1 Sept 2017, (therefore using October 2016 Pupil Census data) and the formula factors are:

<b>De-delegated Heading</b>	<b>Formula Factor</b>	<b>Primary (£)</b>	<b>Secondary (£)</b>
Contingency	Per Pupil	300,033	172,186
Behaviour Support Services	20% Per Pupil 55% Free School Meal 25% Prior Attainment	319,845	170,462
Support for minority ethnic pupils	Per Pupil	445,237	146,480
Free meal eligibility	Free School Meal Numbers	16,771	10,147
Jury service and union duties	Per Pupil	55,611	1,497

- 2.4 Schools Forum should note that the individual de-delegated school amounts will change in 2018/19 compared to 2017/18. This is because the amounts de-delegated per school will be based on the forthcoming October 2017 census data. Please also note that there are changes to the number of East Sussex maintained schools.

## 3 Recommendations

- 3.1 The Maintained Primary and Secondary representatives on the Schools Forum are requested to agree the services to be de-delegated in 2018/19, so that the services continue to be provided centrally.



**Contingencies**

Contingencies can be held for a limited range of circumstances

- Exceptional unforeseen costs which it would be unreasonable to expect governing bodies to meet
- Schools in financial difficulties
- Additional costs relating to new, re-organised and closing schools
- Managing extra ordinary personnel matters

It is recommended that maintained schools continue to fund a contingency which will be administered by the Local Authority for the approved purposes.

If schools decide not to have a central contingency, they will need to ensure that they are able to make any extraordinary payments which can put undue strain on individual school budget shares.

**Administration of Free School Meals**

The County Council's free school meals service enables schools to meet legal requirements relating to the provision of free school meals without the administrative burden.

The free school meals service is located within the Admissions and Transport Team and as a Local Authority, we have direct links with Government Departments (DfE and DWP). This enables us to determine eligibility for free school meals with one short telephone call from schools with the vast majority of individual applications only taking 30 seconds to process. Individual schools do not have access to the checking service meaning eligibility would need to be carried out at school level as a paper exercise.

We are able to give guidance on all aspects of eligibility and provide accurate data to support schools. Weekly changes are reported to schools securely and full entitlement reports are sent to individual schools. We will ensure that free schools meals data is accurate for the census returns.

NB Academies can buy into this service through Services to Schools.

**Jury service and union business**

This central budget currently pays for supply cover when members of a school's staff undertake Trade Union Duties or Jury Service. The amount each school may have to pay can vary significantly from year to year, whereas across the County the amount is more likely to be relatively stable. The benefit to maintained schools of pooling these budgets is that schools know exactly how much they will pay each year instead of facing additional costs which they cannot control.

For primary schools, this budget also includes the costs of administering the County Funded Supply internal insurance schemes. If primary schools choose not to pool this budget there will be an increase in the cost they pay for membership of the schemes.

Report to: **Schools' Forum**

Date: **14 September 2017**

Title of Report: **Request for Extension of Pooled Funding for BSS & EAL**

By: **Nathan Caine, Head of ISEND Provider Services**

Purpose of Report: **To outline the developments that have been made in Behaviour Support Services and English as an Additional Language Service since 2013/14 and set out a case to extend the existing arrangements to pool funding for Primary Behaviour Support Services and English as an Additional Language Service and to pool funding for Secondary Behaviour Support Services.**

## **1 Background**

- 1.1** From April 2014, funding arrangements for centrally held Behaviour Support Services (BSS) and services for children with English as an Additional Language (EALS) were placed under the jurisdiction of Schools' Forum to decide whether or not the historic budgets could be pooled by the Local Authority, or distributed to maintained schools by formula.
- 1.2** BSS and EALS have continued to develop services with a particular focus on increasing the flexibility of support delivered to maintained schools (from de-delegated budgets) by bringing services in line with provision made to academies and free schools (which is done on a traded basis). Both maintained schools and academies have highlighted the wish for there to be a 'one-tier' service as far as this is possible; this aspiration was central in the new models that have been developed.
- 1.3** The continued changes in BSS and EALS should also be seen within the context of the development of traded services, which has seen a change in the way that services within ISEND Provider Services are working with schools and academies, outside of the statutory delivery framework. The development of a units-based system has been welcomed by schools as a transparent way of demonstrating the cost of support and, therefore, the principles of this model have been extrapolated into the revised models for both BSS and EALS. This allows for clarity when maintained schools want to buy additional support over and above their standard allocation.
- 1.4** The principles of de-delegation are to create collectively funded services for groups of vulnerable children which ensure that all schools, within a de-delegation agreement, can access support for the full range of pupil need, irrespective of the availability of their own resources at a given time. The delegated funding provides the Local Authority with resources to retain highly-skilled staff (such as language and behavior specialist) who are deployed to schools to provide support and guidance. Without this resource the LA would be unable to maintain the level of support required to meet school demand and schools would have to recruit, appoint and retain specialist staff themselves.

## **2 Behaviour Support Services**

- 2.1** Resources for primary maintained schools are managed according to a transparent formula. Appendix A outlines the final agreement for how support has been allocated to schools and what proportion of the budget is retained for high-level behaviour

referrals through the ISEND Front Door. The central tenet of this proposal is securing a balance between maintaining high-end (crisis) support for schools and an allocation of resource to all schools, thereby allowing for a more equitable distribution of support and options for schools to have greater flexibility and control over the support they receive.

- 2.2** The new system for allocating support was originally implemented at the beginning of term 6 2013 and has been in operation since then. Ensuring that allowances are made for small schools who do not have high levels of deprivation, but still wish to access specialist support for behaviour, has been key in these developments. The aspiration was that this new model would allow for schools to use pooled resources for early intervention and access not be dependent solely on the number of high-need children in school at the point of request,
- 2.3** Feedback from schools continues to be positive and there has been a significant increase in the uptake of services across schools and, in the primary sector, more schools are accessing behaviour support than was previously the case. The benefits of more effective support for behaviour management will continue to have an impact across the phases. The greater impact of this resource is already being seen both in terms of an increase in the number of children supported and high levels of satisfaction from schools.
- 2.4** The decision not to de-delegate funding for maintained secondary schools has resulted in schools losing access to expertise and support that was previously available as required and without charge. Within the context of schools struggling with increasing numbers of children with SMEH needs, it is important to review the decision to delegate this funding to consider whether there is a more compelling argument to de-delegate this funding.

### **3 English as an Additional Language Service**

- 3.1** From April 2014, units have been allocated to schools based on the number of EAL pupils who have been in the education system in the UK for less than 3 years. This system weights support towards the newly arrived pupils who generally have lower levels of English and the greatest need for support.
- 3.2** Following a review of need in 2016/17, and the potential for an increase in demand for support for refugees, it is proposed that the system allocates 30% of resources (Green Units) to maintained schools based on the number of EAL pupils on roll who have been in the UK education system for less than 3 years at the last October census count; 60% of the resource (Red units) remains allocated to those with the greatest need. Any school with insufficient Green units admitting a newly arrived EAL pupil can receive an allocation of Red, high-end units following a successful referral through ISEND Front Door. Appendix B outlines the final agreement for how support has been allocated to schools in 2016/17.
- 3.3** Under the system of pooled funding we are able to distribute units to schools according to their needs and have flexibility in doing this. The allocation of units at the beginning of the financial year gives schools the flexibility to plan provision effectively, choosing from the range of support available to them. This planning can take place in the knowledge that, where a school has insufficient Green units, further Red units can be granted following a successful Front Door referral for new arrivals including refugees and pupils with the greatest need.

**3.4** Having a system of pooled funding guarantees the core allocation of units to schools as well as extended, high-end support for the most vulnerable pupils. No more expenditure is necessary. However, there is the opportunity to purchase extra services from EALS should a school wish to do so.

#### **4 Conclusions**

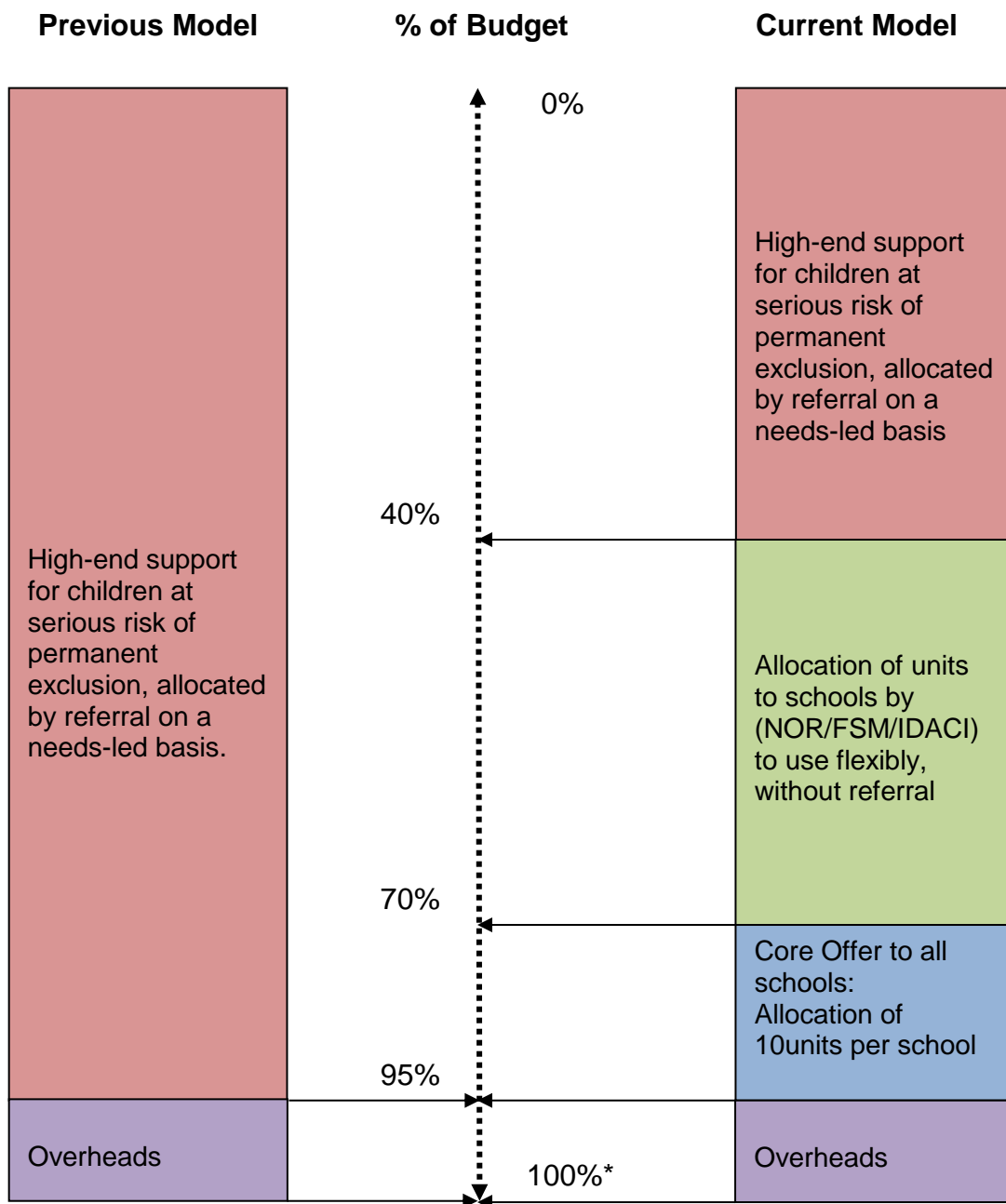
**4.1** The level of challenge across East Sussex schools remains very high in respect of managing behavior and reducing exclusions and improvements in this area are key to improving standards. East Sussex continues to perform poorly when compared to national and statistical neighbours and, therefore, ensuring a good level of service is available across all schools must be a priority.

**4.2** The changes which have been made around the allocation of support following the agreement to pool primary BSS and primary and secondary EALS budgets represent a significant move in the way support was historically allocated to schools and is providing greater flexibility for all schools whilst continuing to direct the greatest support to young people with the greatest need. Schools' Forum is, therefore asked to consider maintaining the de-delegated pooled budgets that were agreed for 2017/18 (i.e. EALS and Primary BSS) into 2018/19.

**4.3** In addition to EAL and primary BSS funding, Schools' Forum is asked, to consider the option for de-delegation of Secondary BSS to provide access to expertise across the secondary phase in light of the high demand for support for pupils.

Nathan Caine  
Head of ISEND Provider Services

**Behaviour Support to Schools:  
Allocation of Pooled Budget**



\*This can be 'topped up' by individual schools by purchasing additional units from the Services to Schools offer.

## Primary Behaviour Support Unit Allocation 2017/18

School	30% Allocated to units @ £60 per unit	25% Allocated as Core Offer To all school	Total Units Allocated
Alfriston School	4	10	14
All Saints' and St Richard's Church of England Primary School	3	10	13
All Saints Church of England Primary School - Bexhill	20	10	30
Annecy Catholic Primary School, Seaford	10	10	20
Ashdown Primary School	19	10	29
Barcombe Church of England Primary School	4	10	14
Battle and Langton Church of England Primary School	26	10	36
Beckley Church of England Primary School	4	10	14
Blackboys Church of England Primary School	3	10	13
Bodiam Church of England Primary School	4	10	14
Bonners Church of England Primary School	7	10	17
Bourne Primary School	43	10	53
Brede Primary School	8	10	18
Broad Oak Community Primary School	6	10	16
Burwash C of E School	7	10	17
Buxted C of E Primary School	7	10	17
Castledown Community Primary and Nursery School	48	10	58
Catsfield Church of England Primary School	5	10	15
Chantry Community Primary School	15	10	25
Chiddingly Primary School	8	10	18
Chyngton School	22	10	32
Cradle Hill Community Primary School	22	10	32
Cross in Hand Church of England Primary School	13	10	23
Crowhurst C of E Primary School	4	10	14
Dallington Church of England Primary School	3	10	13
Danehill Church of England Primary School	3	10	13
Denton Community School	15	10	25
Ditchling (St Margarets) Church of England Primary School	3	10	13
East Hoathly C of E Primary School	6	10	16
Etchingam Church of England Primary School	4	10	14
Firle Church of England Primary School	2	10	12
Five Ashes C of E Primary School	3	10	13
Fletching Church of England Primary School	2	10	12
Forest Row Church of England Primary School	10	10	20
Framfield Church of England Primary School	4	10	14
Frant Church of England Primary School	3	10	13
Groombridge St Thomas' Church of England Primary School	5	10	15
Grovelands Community School	31	10	41
Guestling-Bradshaw Church of England Primary School	10	10	20

Hamsey Community Primary School	5	10	15
Hankham Primary School	7	10	17
Harbour Primary School & Nursery	34	10	44
Harlands Primary School	7	10	17
Hellingly Community Primary School	9	10	19
Herstmonceux Church of England Primary School	9	10	19
High Hurstwood Church of England Primary School	4	10	14
Holy Cross Church of England Primary School	8	10	18
Hurst Green Church of England Primary School	6	10	16
Icklesham Church of England Primary School	5	10	15
Iford & Kingston Church of England Primary School	5	10	15
Langney Primary School	41	10	51
Laughton Community Primary School	4	10	14
Little Common School	24	10	34
Little Horsted Church of England Primary School	4	10	14
Manor Primary School	19	10	29
Mark Cross Church of England Primary School	2	10	12
Mayfield Church of England Primary School	7	10	17
Maynards Green Community Primary School	7	10	17
Meridian Primary School	30	10	40
Motcombe Community School	15	10	25
Netherfield C of E Primary School	8	10	18
Newick Church of England Primary School	6	10	16
Ninfield Church of England Primary School	6	10	16
Northiam Church of England Primary School	6	10	16
Nutley Church of England Primary School	2	10	12
Ocklynge Junior School	40	10	50
Park Mead Primary School	6	10	16
Parkland Infant School	10	10	20
Parkland Junior School	17	10	27
Parkside Community Primary School	8	10	18
Pashley Down Infant School	13	10	23
Peacehaven Heights Primary School	27	10	37
Peasmarsh Church of England Primary School	6	10	16
Pells Church of England Primary School, Lewes	6	10	16
Pevensey and Westham C of E Primary School	23	10	33
Plumpton Primary School	3	10	13
Polegate School	22	10	32
Punnetts Town Community Primary School	3	10	13
Ringmer Primary School	12	10	22
Rocks Park Primary School	9	10	19
Rodmell Church of England Primary School	2	10	12
Roselands Infants School	11	10	21
Rotherfield Primary School	7	10	17
Sacred Heart Catholic Primary School, Hastings	11	10	21
Salehurst Church of England Primary School	12	10	22
Sandown Primary School	58	10	68
Seaford Primary School	22	10	32
Sedlescombe C of E Primary School	9	10	19
Shinewater Primary School	46	10	56
South Malling C of E Primary School	11	10	21



Southover C of E Primary School	15	10	25
St Andrew's Church of England Infants School, Eastbourne	18	10	28
St John's Church of England Primary School, Crowborough	4	10	14
St John's Meads Church of England Primary School	7	10	17
St Mark's Church of England Primary School, Hadlow Down	3	10	13
St Mary Magdalene's Catholic Primary School, Bexhill-on-Sea	10	10	20
St Mary Star of the Sea Catholic Primary School	10	10	20
St Mary the Virgin Church of England Primary School, Hartfield	3	10	13
St Marys Catholic Primary School, Crowborough	8	10	18
St Michael's Church of England Primary School, Playden	3	10	13
St Michael's Primary School, Withyham	3	10	13
St Pancras Catholic Primary School, Lewes	8	10	18
St Peter and St Paul C of E Primary School	23	10	33
St Peter's Church of England Primary School, Chailey	7	10	17
St Philip's Catholic Primary School, Uckfield	7	10	17
St Thomas à Becket Catholic Infant School, Eastbourne	7	10	17
St Thomas à Becket Catholic Junior School, Eastbourne	11	10	21
St Thomas' Church of England Primary School, Winchelsea	7	10	17
Stafford Junior School	24	10	34
Staplecross Methodist Primary School	4	10	14
Stone Cross School	16	10	26
Stonegate Church of England Primary School	3	10	13
Telscombe Cliffs Community Primary School	26	10	36
The Haven	28	10	38
Ticehurst C of E Primary School	7	10	17
Tollgate Community Junior School	24	10	34
Wadhurst C of E Primary School	12	10	22
Wallands Community Primary School	21	10	31
West Rise Community Infant School	17	10	27
West Rise Junior School	20	10	30
Western Road Community Primary School	8	10	18
Westfield School	8	10	18
Willingdon Primary School	16	10	26
Wivelsfield Primary School	8	10	18

**Primary Total**

**1486**

**1240**

**2726**

*NB: Schools converting to Academy status mid-year are allocated units on a pro-rata basis.*

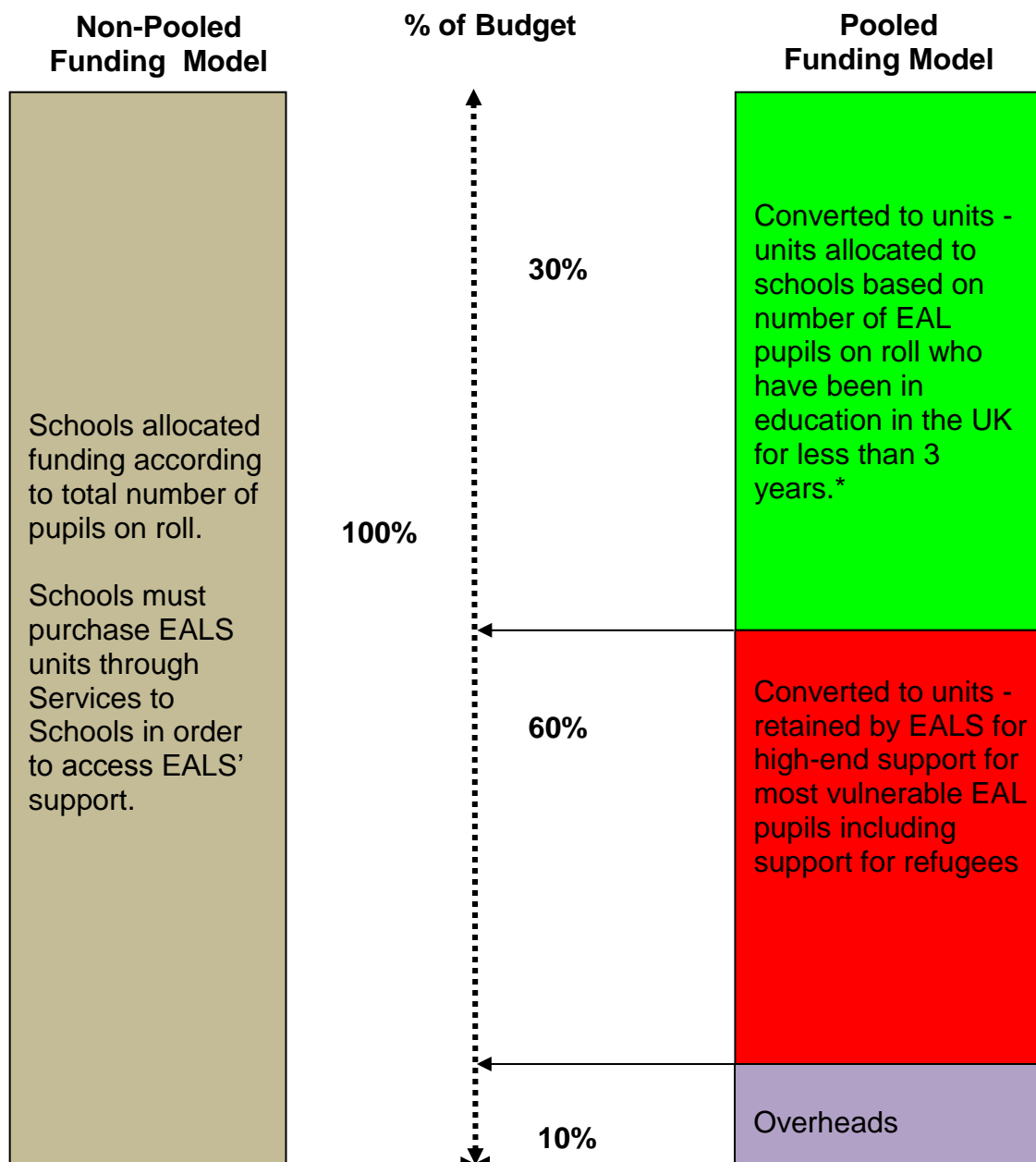
Nominal Secondary Behaviour Support Unit Allocation 2016/17 (if de-delegated)

School	30% Allocated to units @ £60 per unit based on formula	20% allocated to all schools as core offer @ £60 per unit	Total Units
Claverham Community College	76	54	130
Heathfield Community College	66	54	120
Robertsbridge Community College	49	54	103
Uckfield Community College	84	54	138
Uplands Community College	43	54	97
Willingdon Community School	76	54	130
Chailey School	49	54	103
Priory School, Lewes	58	54	112
The Causeway School	75	54	129
St Richard's Catholic College, Bexhill-on-Sea	70	54	124
Peacehaven Community School	63	54	117

**Secondary Total** 783 648 1431

*NB: Schools converting to Academy status mid-year are allocated units on a pro-rata basis.*

### EAL Support to Schools: Allocation of Pooled Funding



\*This can be 'topped up' by individual schools purchasing additional units

## Unit allocation for maintained schools FY 2017-18

Primary maintained schools	EAL Pupils on Roll < 3yrs	30% Allocated to Units @ £70 per unit x EAL Pupils on roll <3 yrs at 2016 October census
Alfriston School	1	2
All Saints' and St Richard's Church of England Primary School	1	2
All Saints Church of England Primary School - Bexhill	4	5
Anney Catholic Primary School, Seaford	9	13
Ashdown Primary School	5	7
Barcombe Church of England Primary School	0	-
Battle and Langton Church of England Primary School	10	15
Beckley Church of England Primary School	2	3
Blackboys Church of England Primary School	2	3
Bodiam Church of England Primary School	0	-
Bonnars Church of England Primary School	1	2
Bourne Primary School	144	206
Brede Primary School	0	-
Broad Oak Community Primary School	1	2
Burwash C of E School	0	-
Buxted C of E Primary School	0	-
Castledown Community Primary and Nursery School	21	30
Catsfield Church of England Primary School	0	-
Chantry Community Primary School	2	3
Chiddingly Primary School	0	-
Christ Church, Church of England Primary School	68	97
Chyngton School	13	18
Cradle Hill Community Primary School	4	5
Cross in Hand Church of England Primary School	3	5
Crowhurst C of E Primary School	0	-
Dallington Church of England Primary School	0	-
Danehill Church of England Primary School	1	2
Denton Community School	6	8
Ditchling (St Margarets) Church of England Primary School	3	5
East Hoathly C of E Primary School	0	-
Etchingham Church of England Primary School	0	-
Firle Church of England Primary School	0	-
Five Ashes C of E Primary School	0	-
Fletching Church of England Primary School	0	-
Forest Row Church of England Primary School	8	11
Framfield Church of England Primary School	2	3
Frant Church of England Primary School	0	-
Groombridge St Thomas' Church of England Primary School	1	2
Grovelands Community School	12	17
Guestling0Bradshaw Church of England Primary School	6	8
Hamsey Community Primary School	2	3

Hankham Primary School	0	-
Harbour Primary School & Nursery	23	33
Harlands Primary School	4	5
Hellingly Community Primary School	2	3
Herstmonceux Church of England Primary School	1	2
High Hurstwood Church of England Primary School	1	2
Holy Cross Church of England Primary School	1	2
Hurst Green Church of England Primary School	2	3
Icklesham Church of England Primary School	0	-
Iford & Kingston Church of England Primary School	4	5
Langney Primary School	19	28
Laughton Community Primary School	1	2
Little Common School	9	13
Little Horsted Church of England Primary School	1	2
Manor Primary School	14	20
Mark Cross Church of England Primary School	1	2
Mayfield Church of England Primary School	1	2
Maynards Green Community Primary School	2	3
Meridian Primary School	11	16
Motcombe Community School	38	54
Netherfield C of E Primary School	0	-
Newick Church of England Primary School	2	3
Ninfield Church of England Primary School	1	2
Northiam Church of England Primary School	2	3
Nutley Church of England Primary School	0	-
Ocklynge Junior School	25	36
Park Mead Primary School	0	-
Parkland Infant School	8	11
Parkland Junior School	2	3
Parkside Community Primary School	2	3
Pashley Down Infant School	37	54
Peacehaven Heights Primary School	25	35
Peasmarsh Church of England Primary School	0	-
Pells Church of England Primary School, Lewes	1	2
Pevensey and Westham C of E Primary School	2	3
Plumpton Primary School	1	2
Polegate School	7	11
Punnetts Town Community Primary School	0	-
Ringmer Primary School	0	-
Rocks Park Primary School	2	3
Rodmell Church of England Primary School	0	-
Roselands Infants School	29	41
Rotherfield Primary School	7	10
Sacred Heart Catholic Primary School, Hastings	13	18
Salehurst Church of England Primary School	0	-
Sandown Primary School	7	10
Seaford Primary School	10	15

Sedlescombe C of E Primary School	2	3
Shinewater Primary School	49	70
South Malling C of E Primary School	8	11
Southover C of E Primary School	11	16
St Andrew's Church of England Infants School, Eastbourne	33	47
St John's Church of England Primary School, Crowborough	0	-
St John's Meads Church of England Primary School	13	18
St Mark's Church of England Primary School, Hadlow Down	0	-
St Mary Magdalene's Catholic Primary School, Bexhill0on0Sea	33	47
St Mary Star of the Sea Catholic Primary School	26	38
St Mary the Virgin Church of England Primary School, Hartfield	2	3
St Mary's Catholic Primary School, Crowborough	12	17
St Michael's Church of England Primary School	0	-
St Michael's Primary School, Withyham	1	2
St Pancras Catholic Primary School, Lewes	4	6
St Peter and St Paul C of E Primary School	28	40
St Peter's Church of England Primary School, Chailey	4	5
St Philip's Catholic Primary School, Uckfield	7	10
St Thomas à Becket Catholic Infant School, Eastbourne	77	110
St Thomas à Becket Catholic Junior School, Eastbourne	25	36
St Thomas' Church of England Primary School, Winchelsea	0	-
Stafford Junior School	23	33
Staplecross Methodist Primary School	0	-
Stone Cross School	0	-
Stonegate Church of England Primary School	0	-
Telscombe Cliffs Community Primary School	14	20
The Haven	24	35
Ticehurst C of E Primary School	5	7
Tollgate Community Junior School	12	17
Wadhurst C of E Primary School	3	5
Wallands Community Primary School	9	13
West Rise Community Infant School	12	17
West Rise Junior School	1	1
Western Road Community Primary School	2	3
Westfield School	0	-
Willingdon Primary School	6	8
Wivelsfield Primary School	0	-

**Primary Total**

**1096**

**1577**

*NB: Schools converting to Academy status mid-year are allocated units on a pro-rata basis.*

<b>Secondary Maintained Schools</b>	<b>EAL Pupils on Roll &lt; 3yrs</b>	<b>30% Allocated to Units @ £65 per unit x EAL Pupils on roll &lt;3 yrs at 2016 October census</b>
Chailey School	9	81
Claverham Community College	2	18
Heathfield Community College	3	27
Peacehaven Community School	8	72
Priory School, Lewes	7	63
Robertsbridge Community College	1	9
St Richard's Catholic College, Bexhill-on-Sea	18	162
The Causeway School	6	54
Uckfield Community Technology College	6	54
Uplands Community College	3	27
Willingdon Community School	0	0
<b>Secondary Maintained Total</b>	<b>46</b>	<b>713</b>

*NB: Schools converting to Academy status mid-year are allocated units on a pro-rata basis.*

This page is intentionally left blank



Revised	October 2016	Contingency (100% per pupil)	Behaviour support service (20% per pupil) (55% per fsm) (25% prior Att)	Ethnic minority and bi-lingual (100% per pupil)	Free meal eligibility (100% per fsm)	Union duties supply cover (100% per pupil)	Total
DFE School	NOR	£	£	£	£	£	£
2050 Alfriston School	99	1091	854	1619	45	202	3812
2003 ARK Glenleigh Park Academy	348	3835	10024	5692	804	711	21066
2054 Brede Primary School	134	1477	1942	2192	129	274	6013
2055 Broad Oak Community Primary School	119	1312	1515	1946	84	243	5099
2056 Chiddingly Primary School	100	1102	1836	1636	141	204	4919
2057 Ashdown Primary School	433	4772	4363	7082	174	885	17275
2059 Grovelands Community School	627	6910	7314	10255	354	1281	26113
2060 Hamsey Community Primary School	98	1080	1248	1603	71	200	4201
2061 Hankham Primary School	142	1565	1541	2322	71	290	5789
2062 Hellingly Community Primary School	240	2645	2023	3925	71	490	9154
2071 Laughton Community Primary School	100	1102	994	1636	45	204	3981
2072 Wallands Community Primary School	423	4662	4988	6918	261	864	17694
2073 Western Road Community Primary School	202	2226	1925	3304	90	413	7958
2074 Maynards Green Community Primary School	216	2381	1582	3533	45	441	7982
2076 Park Mead Primary School	109	1201	1374	1783	77	223	4658
2005 Peacehaven Heights Primary School	411	4530	6257	6722	379	840	18727
2078 Plumpton Primary School	102	1124	782	1668	19	208	3802
2082 Punnetts Town Community Primary School	103	1135	713	1685	6	210	3750
2083 Ringmer Primary School	271	2987	2869	4432	141	554	10983
2084 Rotherfield Primary School	189	2083	1541	3091	58	386	7159
2087 Seaford Primary School	478	5268	5182	7818	231	976	19476
2088 Telscombe Cliffs Community Primary School	599	6602	6122	9797	251	1224	23994
2089 Westfield School	211	2325	1979	3451	77	431	8264
2090 Willingdon Primary School	459	5059	3666	7507	148	938	17318
2091 St Michael's Primary School, Withyham	89	981	628	1456	13	182	3260
2092 Wivelsfield Primary School	172	1896	1785	2813	84	351	6929
2094 Chyngton School	428	4717	5064	7000	251	874	17906
2095 Chantry Community Primary School	209	2303	3575	3418	238	427	9962
2099 Little Common School	612	6745	5715	10009	283	1250	24002
2014 White House Primary Academy	192	2116	4526	3140	354	392	10528
2103 Denton Community School	236	2601	3591	3860	231	482	10765
2104 Cradle Hill Community Primary School	473	5213	5078	7736	257	966	19251
2105 Polegate School	455	5015	5173	7442	251	929	18810
2107 Manor Primary School	404	4453	4416	6607	221	825	16522
2020 Hawkes Farm Academy	417	4596	3705	6820	122	852	16095
2021 Breakwater Academy	202	2226	5351	3304	386	413	11680
2112 Harbour Primary School & Nursery	455	5015	7942	7442	508	929	21836
2015 Phoenix Academy	150	1653	5025	2453	399	306	9837
2115 Jarvis Brook School	188	2072	2377	3075	148	384	8056
2010 Pebsham Primary Academy	195	2149	3094	3189	199	398	9031
2120 Sandown Primary School	452	4982	13662	7393	1112	923	28072
2006 Ore Village Primary Academy	316	3483	10023	5168	785	646	20104
2007 West St Leonard's Primary Academy	405	4464	6928	6624	508	827	19352
2127 Silverdale Primary Academy	623	6866	7964	10189	476	1273	26768
2128 Dudley Infant Academy	178	1962	2022	2911	96	364	7355
2012 ARK Blacklands Primary Academy	543	5985	6926	8881	373	1109	23273
2130 Langney Primary School	520	5731	9553	8505	694	1062	25545
2131 Tollgate Community Junior School	404	4453	5730	6607	360	825	17976
2135 Roselands Infants School	269	2965	2665	4400	141	550	10720
2136 Motcombe Community School	359	3957	3609	5872	180	733	14351
2137 Pashley Down Infant School	271	2987	3169	4432	161	554	11302
2138 Ocklynge Junior School	819	9026	9466	13395	431	1673	33991
2001 Heron Park Primary Academy	383	4221	8642	6264	604	782	20514
2140 Parkland Junior School	234	2579	3989	3827	251	478	11123
2141 Parkland Infant School	180	1984	2423	2944	141	368	7860
2142 West Rise Community Infant School	269	2965	3971	4400	244	550	12129
2143 West Rise Junior School	298	3284	4706	4874	315	609	13788
2145 Stafford Junior School	411	4530	5696	6722	373	840	18161
2148 Churchwood Primary Academy	206	2270	5699	3369	457	421	12216
2149 Rocks Park Primary School	210	2314	2008	3435	96	429	8283
2002 Oakwood Academy	378	4166	8389	6182	598	772	20108
2151 Bourne Primary School	442	4871	10129	7229	682	903	23814
2152 Castledown Community Primary and Nursery School	406	4475	11282	6640	958	829	24184
2153 Meridian Primary School	419	4618	7098	6853	392	856	19817
2154 Shinewater Primary School	427	4706	10742	6984	797	872	24101
2013 ARK Little Ridge Primary Academy	409	4508	4071	6689	164	835	16267
2160 Parkside Community Primary School	204	2248	1997	3336	90	417	8089
2161 Robsack Wood Primary Academy	416	4585	7347	6804	495	850	20081
2162 Stone Cross School	415	4574	3803	6787	161	848	16173
2166 Harlands Primary School	206	2270	1717	3369	58	421	7835
2011 The Baird Primary Academy	414	4563	10736	6771	830	846	23745
2004 King Offa Primary Academy	403	4442	7160	6591	482	823	19499
2170 Hollington Primary Academy	378	4166	11346	6182	842	772	23309
3002 Barcombe Church of England Primary School	127	1400	853	2077	19	259	4609
3003 Battle and Langton Church of England Primary School	463	5103	6093	7572	341	946	20055
3004 Beckley Church of England Primary School	102	1124	876	1668	39	208	3916
3006 All Saints Church of England Primary School - Bexhill	200	2204	4601	3271	341	409	10826
3009 Burwash C of E School	168	1852	1690	2748	71	343	6704
3011 Buxted C of E Primary School	187	2061	1669	3058	58	382	7228
3012 Catsfield Church of England Primary School	108	1190	1152	1766	45	221	4375
3013 St Peter's Church of England Primary School, Chailey	132	1455	1599	2159	64	270	5547
3015 Cross in Hand Church of England Primary School	298	3284	3122	4874	161	609	12050
3016 Crowhurst C of E Primary School	109	1201	989	1783	45	223	4241
3017 Dallington Church of England Primary School	103	1135	686	1685	6	210	3723
3018 Danehill Church of England Primary School	79	871	620	1292	26	161	2970
3019 Ditchling (St Margarets) Church of England Primary School	135	1488	684	2208	0	276	4655
3022 East Hoathly C of E Primary School	102	1124	1378	1668	84	208	4462
3023 Etchingham Church of England Primary School	113	1245	834	1848	26	231	4184
3026 Fletching Church of England Primary School	67	738	509	1096	13	137	2493
3028 Forest Row Church of England Primary School	226	2491	2292	3696	116	462	9057
3029 Frant Church of England Primary School	98	1080	729	1603	19	200	3632
3032 Herstmonceux Church of England Primary School	205	2259	2113	3353	109	419	8253
3033 High Hurstwood Church of England Primary School	102	1124	894	1668	26	208	3920
3035 Hurst Green Church of England Primary School	113	1245	1524	1848	96	231	4945
3040 South Malling C of E Primary School	263	2899	2648	4301	135	537	10520
3041 Southover C of E Primary School	351	3868	3443	5741	141	717	13910
3042 Bonners Church of England Primary School	117	1289	1580	1914	96	239	5118
3043 Mayfield Church of England Primary School	154	1697	1557	2519	71	315	6158
3045 Netherfield C of E Primary School	145	1598	1955	2372	103	296	6324
3046 Ninfield Church of England Primary School	153	1686	1459	2502	58	313	6018
3047 Northiam Church of England Primary School	80	882	1505	1308	109	163	3968
3048 Nutley Church of England Primary School	88	970	581	1439	13	180	3183
3049 Peasmarsh Church of England Primary School	84	926	1385	1374	90	172	3946
3050 Pevensy and Westham C of E Primary School	419	4618	5469	6853	315	856	18111
3051 St Michael's Church of England Primary School, Playden	95	1047	770	1554	26	194	3590

Revised	October 2016	Contingency (100% per pupil)	Behaviour support service (20% per pupil) (55% per fsm) (25% prior Att)	Ethnic minority and bi-lingual (100% per pupil)	Free meal eligibility (100% per fsm)	Union duties supply cover (100% per pupil)	Total
DFE School	NOR	£	£	£	£	£	£
3055 Salehurst Church of England Primary School	204	2248	2840	3336	167	417	9009
3058 Sedlescombe C of E Primary School	219	2414	2037	3582	103	447	8582
3062 Stonegate Church of England Primary School	107	1179	793	1750	26	219	3967
3063 Ticehurst C of E Primary School	114	1256	1693	1864	103	233	5150
3068 Firle Church of England Primary School	92	1014	560	1505	13	188	3279
3071 Five Ashes C of E Primary School	53	584	645	867	32	108	2236
3072 Icklesham Church of England Primary School	119	1312	1069	1946	51	243	4622
3074 Newick Church of England Primary School	222	2447	1513	3631	45	453	8089
3076 Bodiam Church of England Primary School	104	1146	980	1701	32	212	4071
3077 Iford & Kingston Church of England Primary School	192	2116	1267	3140	26	392	6941
3080 Staplecross Methodist Primary School	103	1135	1020	1685	45	210	4096
3081 Wadhurst C of E Primary School	299	3295	2853	4890	103	611	11752
3090 St Paul's Church of England Academy	625	6888	11499	10222	862	1277	30747
3092 St Andrew's Church of England Infants School, Eastbourne	300	3306	4181	4907	257	613	13264
2017 St Leonards C of E Primary Academy	399	4398	7815	6526	559	815	20112
3320 Blackboys Church of England Primary School	110	1212	784	1799	26	225	4046
2019 Sir Henry Fermor Church of England Primary School	371	4089	4750	6068	289	758	15953
3322 St John's Church of England Primary School, Crowborough	210	2314	1017	3435	13	429	7208
3323 Framfield Church of England Primary School	100	1102	882	1636	32	204	3856
3324 Guestling-Bradshaw Church of England Primary School	217	2392	2441	3549	129	443	8953
3325 St Mark's Church of England Primary School, Hadlow Down	91	1003	821	1488	39	186	3536
3326 St Mary the Virgin Church of England Primary School, Hartfield	88	970	706	1439	26	180	3321
3327 All Saints' and St Richard's Church of England Primary School	61	672	662	998	32	125	2489
3330 Little Horsted Church of England Primary School	107	1179	986	1750	26	219	4160
3331 Mark Cross Church of England Primary School	101	1113	453	1652	0	206	3424
3332 Groombridge St Thomas' Church of England Primary School	204	2248	1157	3336	19	417	7178
3334 Rodmell Church of England Primary School	38	419	372	621	13	78	1503
3335 Holy Cross Church of England Primary School	105	1157	1840	1717	116	214	5045
3336 St Thomas' Church of England Primary School, Winchelsea	150	1653	1537	2453	71	306	6021
3338 St Peter and St Paul C of E Primary School	413	4552	5312	6755	302	844	17764
3339 St Mary Magdalene's Catholic Primary School, Bexhill-on-Sea	248	2733	2310	4056	77	507	9683
3340 St Marys Catholic Primary School, Crowborough	204	2248	1815	3336	84	417	7900
3342 St Pancras Catholic Primary School, Lewes	130	1433	1800	2126	122	266	5747
3343 St Philip's Catholic Primary School, Uckfield	206	2270	1670	3369	51	421	7781
3345 Annecy Catholic Primary School, Seaford	198	2182	2375	3238	122	404	8322
3350 Christ Church, Church of England Primary Academy	416	4585	11149	6804	881	850	24268
2016 All Saints Church of England Junior Academy, Hastings	230	2535	3247	3762	199	470	10213
3353 St Mary Star of the Sea Catholic Primary School	222	2447	2419	3631	103	453	9053
3354 Sacred Heart Catholic Primary School, Hastings	211	2325	2666	3451	135	431	9009
3360 St John's Meads Church of England Primary School	217	2392	1588	3549	58	443	8030
3362 St Thomas à Becket Catholic Infant School, Eastbourne	209	2303	1666	3418	19	427	7834
3363 St Thomas à Becket Catholic Junior School, Eastbourne	266	2932	2676	4350	90	543	10592
2169 The Haven	437	4816	6625	7147	405	893	19886
3364 Rye Community Primary School	367	4045	7098	6002	508	750	18403
4064 The Cavendish	238	2627	3043	3898	162	487	10216
2008 Burfield Academy	68	745	1719	1105	148	138	3855
2009 High Cliff Academy	80	878	1227	1303	83	163	3654
4002 Gildredge House	274	3020	2290	4481	66	560	10417
4025 Claverham Community College	1144	19201	17940	16334	1119	167	54761
4026 Beacon Academy	992	16650	16973	14164	890	145	48821
4027 Hailsham Community College (Academy trust)	950	15945	20764	13564	1323	139	51734
4028 Heathfield Community College	1067	17908	15628	15235	655	156	49583
4035 Robertsbridge Community College	678	11380	11436	9681	722	99	33317
4036 Seaford Head	1151	19318	19843	16434	1215	168	56979
4037 Uckfield Community Technology College	1337	22440	19658	19090	1030	195	62413
4038 Uplands Community College	697	11698	10184	9952	493	102	32429
4039 Willingdon Community School	995	16700	17951	14207	1022	145	50025
4042 Chailey School	724	12152	11599	10337	601	106	34795
4044 Bexhill Academy	1066	17892	28012	15221	2342	156	63623
4045 Rye College	636	10675	13739	9081	986	93	34574
4004 Seahaven Academy	515	8644	14142	7353	1095	75	31308
4047 Priory School, Lewes	1152	19335	17757	16449	1047	168	54755
4055 ARK Helenswood Academy	760	12756	21975	10851	1973	111	47666
4063 Ratton School Academy Trust	1169	19620	23045	16691	1576	171	61103
4064 The Cavendish	795	13343	15647	11351	986	116	41444
4074 The Causeway School	606	10171	16588	8653	1468	88	36968
4003 ARK William Parker Academy	610	10238	15860	8710	1359	89	36256
4606 St Richard's Catholic College, Bexhill-on-Sea	1010	16952	14836	14421	842	147	47199
4610 St Catherines College	1045	17539	23227	14921	1792	152	57632
4000 Peacehaven Community School	849	14250	16885	12122	1148	124	44528
4041 Kings Academy Ringmer	485	8140	11731	6925	927	71	27793
4612 The Hastings Academy	840	14099	32366	11994	2936	123	61517
4611 The St Leonards Academy	1340	22490	45548	19133	3917	196	91284
6905 The Eastbourne Academy	596	10003	22152	8510	2120	87	42872
4001 Rye Studio School	41	688	359	585	24	6	1663
4002 Gildredge House	580	9735	8430	8281	309	85	26840
4005 UTC	75	1259	1616	1071	168	11	4125
<b>Primary Total</b>	<b>38282</b>	<b>421913</b>	<b>533472</b>	<b>626102</b>	<b>31797</b>	<b>78201</b>	<b>1691486</b>
<b>Secondary Total</b>	<b>23905</b>	<b>401220</b>	<b>505891</b>	<b>341321</b>	<b>36087</b>	<b>3488</b>	<b>1288007</b>
<b>Total</b>	<b>62187</b>	<b>823133</b>	<b>1039363</b>	<b>967423</b>	<b>67884</b>	<b>81,689</b>	<b>2979493</b>
<b>Unit rates for allocations</b>							
Primary total pupils	38282	11.02	2.79	16.36		2.04	
Primary total FSM	4963		59.26		6.43		
Primary total Prior Attainment	11065		12.08				
Secondary total pupils	23905	16.78	4.23	14.28		0.15	
Secondary total FSM	3000		92.75		12.03		
Secondary total Prior Attainment	2334		54.18				
<b>primary maintained</b>	<b>27223</b>	<b>300033</b>	<b>319845</b>	<b>445237</b>	<b>16771</b>	<b>55611</b>	<b>1137497</b>
primary academy	11059	121880	213627	180865	15026	22590	553989
<b>secondary maintained</b>	<b>10259</b>	<b>172186</b>	<b>170462</b>	<b>146480</b>	<b>10147</b>	<b>1497</b>	<b>500773</b>
secondary academy	13646	229034	335429	194841	25940	1991	787234

Report to: Schools Forum

Date: 29<sup>th</sup> September 2017

Title of Report: Funding for Standards & Learning Effectiveness Service

By: Elizabeth Funge, Head of Education Improvement

Purpose of Report: To provide information on the expenditure for school improvement

---

**1. Background**

1.1 At a previous Schools Forum (13th January), it was agreed that information would be brought to Schools Forum to provide updates on the various central budgets. Below is a timeline of when the updates were scheduled on the Schools Forum agenda:

- 17<sup>th</sup> March – Servicing Schools Forum expenditure
- 19<sup>th</sup> May – Admissions (meeting cancelled)
- 14<sup>th</sup> July – Admissions (deferred from May)
- 29<sup>th</sup> September – SLES (deferred from July)
- 24<sup>th</sup> November – Early Help

1.2 This report provides information on the expenditure that relates to the School Improvement and Support function delivered by the LA which has a 2017/18 budget allocation of £1,276,600.

**2. Summary of Information**

2.1 The table below provides a summary of the expenditure relating to school improvement. Further detail showing what aspects of work are within each of these expenditure headings can be seen on Appendix 1.

<b>Overview of expenditure</b>	
Primary external adviser programme	247,300
Key stage 4	200,000
Connexions: tracking & NEET reduction	457,600
Safeguarding	10,000
Governor Services	22,500
EIPs: to meet local school improvement priorities	90,000
Support for leadership development	35,000
Core services	214,200
<b>Total</b>	<b>£1,276,600</b>

2.2 The funding for the **External Adviser Programme** and **Key Stage 4** enables the Local Authority to fulfil its statutory duty to know our schools and has supported

improvement in pupil outcomes across primary and secondary schools.

- 2.3 The funding for **Connexions** supports the LA's contract with Medway Youth Trust (MYT) which supports our statutory responsibilities in relation to the participation of 16 & 17 year olds into education and training
- 2.3 The funding for **Safeguarding** makes a small contribution to a largely self-funded service that enables the Local Authority to fulfil its statutory duty for safeguarding.
- 2.4 The funding for **Governor Services** makes a small contribution to the delivery of this service which supports effective governance and clerking in the county's primary and secondary schools.
- 2.5 The funding for the **EIPs** goes directly to schools to support collaboration and has enabled schools to develop capacity for school to school support and the partnerships are increasingly becoming the vehicle for the delivery of school improvement.
- 2.6 The funding for **Leadership** supports a range of activities that ensure effective leadership at all levels in our schools and academies including headteacher recruitment and induction, aspiring headteachers' programme, and deputy headteacher network.
- 2.7 The funding for **Core services** makes a contribution to the management costs for all of these activities and other related activities. It represents a contribution of approximately 6% to the overall budget for staffing and overheads.
- 2.8 The DSG funding provided for school improvement sits alongside a significant contribution by the Local Authority recognising the shared responsibility for pupil outcomes in East Sussex schools. The overall resource for school improvement is approximately funded one quarter from the DSG and three quarters by the Local Authority. The Local Authority targets this resource effectively and has secured improvement to outcomes at the same time as improving efficiency over the last few years. The Local Authority continues to work closely with school leaders to ensure that its programmes are effective and to build further capacity for a self-improving system led by schools.
- 2.10 The introduction of the National Funding Formula (NFF) will impact the funding that is available for these activities. Consequently the LA is reviewing all aspects of education planning and school improvement to identify whether / how funding would be secured to continue provision for 2018/19. Should DSG funding no longer be available, the LA would review the services provided and resources available to operate within the reduced funding envelope.

### **3.0 Recommendation**

Members of Schools Forum are asked to note the information.

<p><b>Primary external adviser programme</b></p>	<ul style="list-style-type: none"> <li>• Provides a funded programme of support and intervention for maintained and academy primary schools</li> <li>• Every school is provided with an annual school performance review with further funded support for category 3 and 4 schools; option for other schools to purchase additional support</li> <li>• Has supported significant improvement in Ofsted outcomes: 92% of primary schools judged good or better by Ofsted (above national average)</li> </ul>
<p><b>Key stage 4</b></p>	<ul style="list-style-type: none"> <li>• Provides a funded programme of support and intervention for maintained and academy secondary schools which includes: consultant headteacher support; PP/SEND reviews; leadership development; Ofsted preparation and networks for subject/senior leaders</li> <li>• Has supported improvement in secondary outcomes: progress 8 significantly above national average; two thirds of schools improved against the basics measure</li> <li>• High performing schools have sustained or improved outcomes since last year; reduction from 6 to 2 schools below floor target from 2015 to 2016</li> </ul>
<p><b>Connexions</b></p>	<ul style="list-style-type: none"> <li>• ESSC commission third sector provider Medway Youth Trust (MYT) to provide the Youth Employability Service (YES); robust systems in place to monitor their performance and impact via our Aspire database system.</li> <li>• MYT work with all our 16 &amp; 17 year old who are NEET, at risk of becoming NEET, or are not known. They also work very closely with schools to ensure young people make a successful transition to post 16 learning</li> <li>• We have secured year on year improvements in participation, with 16yrs old at 96.9%, above national and south east and 17yr olds at 88.6%, slightly below national, but above south east.</li> <li>• We have also significantly reduced the number of those recorded as situation 'not known' (we have one of the lowest % nationally: out of a total cohort of 5,430 16 year olds, only 15 were recorded as situation 'Not Known' in 2017)</li> </ul>
<p><b>Safeguarding</b></p>	<ul style="list-style-type: none"> <li>• DSG funding provides a small contribution to the overall operational running costs for safeguarding training and reviews provided to all maintained and academy schools across the county. This activity generates income that contributes to staff and other costs</li> <li>• The SLES Safeguarding offer to schools has been considerably strengthened in the past 2 years, including model policies and guidance documents for schools and DSL networks</li> </ul>

	<p>across all EIPS. Intelligence on schools' safeguarding has increased enormously and enabled early intervention to support improvements in practice</p> <ul style="list-style-type: none"> <li>• Safeguarding was not a limiting judgement in Ofsted outcomes for any schools during the 16/17 academic year that received LA support for safeguarding</li> </ul>
<b>Governor Services</b>	<ul style="list-style-type: none"> <li>• The DSG provides a small contribution to the overall operational running costs for governor services</li> <li>• The leadership and management Ofsted outcomes demonstrate an increase from 88.1% to 91.6% of all schools achieving good or outstanding between 15/16 and 16/17 academic years (last up dated in April 17)</li> </ul>
<b>EIPs</b>	<ul style="list-style-type: none"> <li>• EIPs receive DSG funding to support the delivery of their action plans and production of data on the performance of their group of schools. There is an established annual programme of planning, review and assessment of impact</li> <li>• Over the last few years they have focused on a number of key school improvement priorities and built capacity for school to school support</li> </ul> <p>Examples of impact include:</p> <ul style="list-style-type: none"> <li>• 34 lead professionals for Maths and English trained and deployed; 2017 outcomes show significant improvement</li> <li>• 46 lead moderators trained and deployed</li> <li>• 6 School and college staff trained to deliver Mental Health First Aid (MHFA) Courses</li> <li>• Wealden EIP: integrated approach to working on improving maths outcomes. Across the EIP maths outcomes improved significantly in all schools that took part in the project</li> <li>• Eastbourne EIP: project focused on cohorts of FSM pupils in individual schools with low outcomes for reading. All the targeted schools saw 100% of children reaching the expected level in reading</li> </ul>
<b>Leadership development</b>	<ul style="list-style-type: none"> <li>• Supports a range of activity including headteacher induction, recruitment &amp; retention, DHT courses and mentoring for new headteachers</li> <li>• This work has led to marked improvement in headteacher and teacher recruitment particularly to rural and coastal areas: <ul style="list-style-type: none"> <li>•Over the past year recruited 13 headteachers</li> <li>•Secured interim leaders for all other vacant positions</li> <li>•From Sept 2017 – no headteacher vacancies</li> </ul> </li> </ul>
<b>Core services</b>	<ul style="list-style-type: none"> <li>• DSG makes a small contribution to core services for SLES in order to provide management for the areas identified above</li> </ul>

## Agenda Item 7



Report to: Schools Forum

Date: 29 September 2017

Title of Report: ESCC School funding formula 2018/19 update

By: Ed Beale, School Funding Manager

Purpose of Report: To update Schools Forum on the outcome of the ESCC funding formula consultation for 2018/19.

---

Recommendation: Schools Forum are asked to note the outcome of the funding formula consultation for 2018/19.

---

### 1 Background

- 1.1 A funding formula working group (made up of school representatives and Local Authority Officers) met during the summer term to review the current ESCC schools funding formula and consider the merits of any potential changes to the funding formula for financial year 2018/19.
- 1.2 The working group proposals were taken to the July 2017 Schools Forum after which the Local Authority issued a consultation with all Schools and Academies in respect of the below proposals for the Primary and Secondary phase.

#### **Primary Phase Proposal:**

Reduce the lump sum by £4,000 (£142,000 to £138,000), reduce the FSM 'pot' by £100,000, increase the Prior Attainment 'Pot' by £100,000, allocate £100,000 to an EALs 'pot' and the remaining £508,000 to the Per Pupil 'Pot'.

Or

No change made to the current funding factors,

#### **Secondary Phase Proposal:**

Reduce the lump sum by £7,000 (£145,000 to £138,000) and transfer the funds 50% to the Prior Attainment 'Pot' and 50% to the Per Pupil 'Pot'.

Or

No change to the current funding factors.

## 2 Outcome of Consultation

- 2.1 The consultation questions were sent to the 181 maintained schools and academies (Including all through schools) on 21<sup>st</sup> July and the consultation closed on 19<sup>th</sup> September.
- 2.2 Out of the 181 schools that were sent the consultation documents, 29 replied (16%).
- 2.3 A summary of the results from the schools (separated into phases) is shown below:

Primary Phase:

Number of establishments that said 'Agree'	13
Number of establishments that said 'No Change'	12

Secondary Phase:

Number of establishments that said 'Agree'	4
Number of establishments that said 'No Change'	0

- 2.4 Forum are asked to note that for the Primary Phase, of those that responded, the outcome was marginally in favour of implementing the proposal 2018/19.
- 2.5 Forum are asked to note that for the Secondary Phase, of those that responded, the outcome of the consultation was unanimously in favour of the proposal being implemented.
- 2.6 Given the above outcomes of the consultation and the recent NFF guidance from the DfE surrounding the lump sum value being £110,000 in the future, the proposals outlined in the consultation for both the Primary and Secondary phase will be put forward to Lead Member for approval.

## 3 Decision

- 3.1 The CSD Senior Management Team will be informed of the outcome of the consultation at their scheduled meeting in 10 October 2017.
- 3.2 A report recommending the changes to the 2017/18 formula as proposed will go to Lead member for Education and Inclusion Special Educational Needs and Disability in 20 November 2017 for final approval.

## 4 Future

- 4.1 The Local Authority wishes to continue with the funding formula working group for the final time before the NFF is fully introduced and will convene this in the next financial year.



## Agenda Item 8



Report to: Schools Forum  
Date: 29<sup>th</sup> September 2017  
Title of report: National Funding Formula - Update  
By: Ed Beale, School Funding Manager

---

### **Purpose of the report:**

To provide an update on the government's recent National Funding Formula Stage 2 Consultation response.

---

### **1. Background**

- 1.1 The Government has made it clear that their intention has been to review and revise the way that funding is allocated to schools and academies with the objective of introducing a National Funding Formula (NFF).
- 1.2 The first stage of a consultation process was launched on 7th March 2016 and closed on 17th April 2016.
- 1.3 The second stage of the consultation was issued on 14th December 2016 and closed on 22nd March 2017. The purpose of this consultation was to seek views on the proposals for the design of the new NFF and for the central school services block for local authorities.
- 1.4 The government have now issued their response to the Stage 2 consultation.

### **2. Key Points**

- 2.1 The long term intention is for school's budgets to be set using a 'hard' national funding formula. i.e. Using a single, national formula. To get to that stage, the consultation response confirmed that for 2018/19 and 2019/20, a 'soft' formula will be implemented, which means that the Local Authority will be responsible in those years for distributing the funding to individual schools using a local formula.
- 2.2 Because there will be a 'soft' formula for both 2018/19 and 2019/20, the expectation is that the Funding Formula Working Group (FFWG) will reconvene in Spring 2018 to begin look at the funding formula for 2019/20.
- 2.3 When the NFF is fully implemented, the response paper confirmed that the DSG allocation will comprise four 'funding blocks': Basic Per Pupil Funding, Additional needs funding, School led and Geographic funding elements.
- 2.4 When fully implemented, the NFF will provide a lump sum value of £110,000 for schools in both the primary and secondary phase. As part of working towards the NFF, ESCC and the FFWG looked at a stepped approach towards this value for 2018/19.

- 2.5 There will be more flexibility in MFG by giving the opportunity to set MFG between 0% and -1.5%.
- 2.6 The Schools Block will be ring-fenced in 2018/19 and any inter block transfers from the schools block will need approval by Schools Forum. As with the current funding arrangements, funds can be 'retained' for the growth fund and falling rolls fund from the Schools Block subject to School Forum approval.
- 2.7 Currently, elements of the LA are funded by the Dedicated Schools Grant (DSG) via three blocks: Schools, High Needs and Early Years. From 2018/19, a fourth block will be created called the Central School Services Block (CSSB). This CSSB will be used to identify funding to support the LA's provision of the statutory duties they hold for maintained schools and academies and includes funds that were previously allocated through the retained duties element of the Education Services Grant (ESG).
- 2.8 The DfE guidance has stated that from 2018/19, there will be a change to the way Special facilities are funded. Currently, facilities are funded at £10,000 per agreed place. From 2018/19, pupils within a facility will be included in a school's budget share and the agreed place funding will therefore be £6,000 for every occupied place. It will remain at £10,000 for an unoccupied place.